

Evo Whistleloc LT

Safety, convenience, and reliability



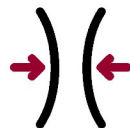
- Loud emergency whistle with open chamber design for easy cleaning
- Contoured triggers make buckle release smooth, comfortable, and reliable
- Innovative funneling guides ensure fast, seamless, and secure assembly




10mm Evo Whistleloc LT
410-2530

15mm Evo Whistleloc LT
410-0531

20mm Evo Whistleloc LT
410-1530



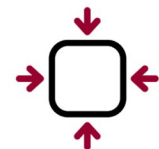
Guarded Integral
Triggers



Angular Assembly
Funneling



Easy Release
Operation



Compact Size

It is the responsibility of the customer to determine the suitability of ITW Nexus products for use in their particular application